

RedVac® Vacuum Mattress

Operating Instructions



Purpose :

The RedVac vacuum mattress is used to fix and immobilise patients suspected of having spinal fractures and hurt or broken extremities. The applications are limited to preclinical assistance and the first phase of clinical support. The Red Vac® vacuum mattresses are not suited for permanent immobilisation as is the case with a plaster. Open wounds are sterilized and dressed before applying the vacuum mattress in accordance with recent standards of aseptic wound treatment.

Application:

The RedVac vacuum mattress is a medical product which may be applied only by medical specialist personnel instructed and trained regularly on the product. The kind of application is in accordance with the current, generally recognised medical guidelines and recommendations of the specialised societies which are concerned.

- Treat open wounds and non-intact skin areas in accordance with the current recommendations of the aseptic treatment and provide a sterile cover.
- Moving the patient should be carried out with an adequate means of relocation (e.g. shovel stretcher) in accordance with the current recommendations. To fix and form the vacuum mattress, close the belts and tighten the straps.
- To evacuate the air out of the vacuum mattress, the valve must be closed. The suction hose of the pump with the corresponding adapter is to be placed directly onto the suction valve and the air is to be evacuated out of the mattress.
- Having reached sufficient stability of the vacuum mattress, remove the suction hose from the valve.
- Check belts for tightness and comfort for the patient.

Cleaning and Care/Disinfection:

The vacuum mattress can be cleaned with water and a detergent. An extreme mechanical cleaning which might impair the surface material must be avoided.

Disinfect exclusively using approved disinfectants. When other substance classes are used this might lead to irreversible damage of the surface and material. Do not use solvents.

After cleaning the vacuum mattress shall be carefully dried.





Approved disinfectants - REDVAC

application	Product name	Supplier	Inhalants	Suitable
Surface disinfection	Descogen liquid	Antiseptika	Peroxide compound	According to manufacturer
Surface disinfection	Incidin Pro	Ecolab	QAV + Phenoxyethanol	According to manufacturer
Surface disinfection	Incidin liquid	Ecolab	Alcohols	According to manufacturer
Surface disinfection	Incidin Active	Ecolab	Peroxide compound	According to manufacturer
Surface disinfection	TPH protect	Schülke+	QAV + Amine	According to manufacturer
Surface disinfection	Mikrozid AF liquid	Schülke+	Alcohols	According to manufacturer
Surface disinfection	Acryl Des	Schülke+	QAV – non Alcohols	According to manufacturer
Surface disinfection	Perform	Schülke+	Peroxide compound	According to manufacturer

Storage:

The vacuum mattress shall be stored under dry conditions.

Reusability: The product may be used again if the material is undamaged and its function preserved. Prior to reuse the user must check the proper condition of the product. Only products in perfect technical and hygienic condition may be reused.

 Kohlbrat & Bunz GmbH, Loretostrasse 4-8, A-5550 Radstadt / Austria, www.RedVac.com	Basic UDI-DI / GMN: 9010710RedVac9K
  <p>Use this medical device only with accessories or spare parts which are approved by the manufacturer</p>	instructions in the current edition online 

The content of these operating instructions is protected by copyright. Any use, including extracts, shall require written approval.

Subject to technical modifications.

Patent pending.

Issue 01-2021